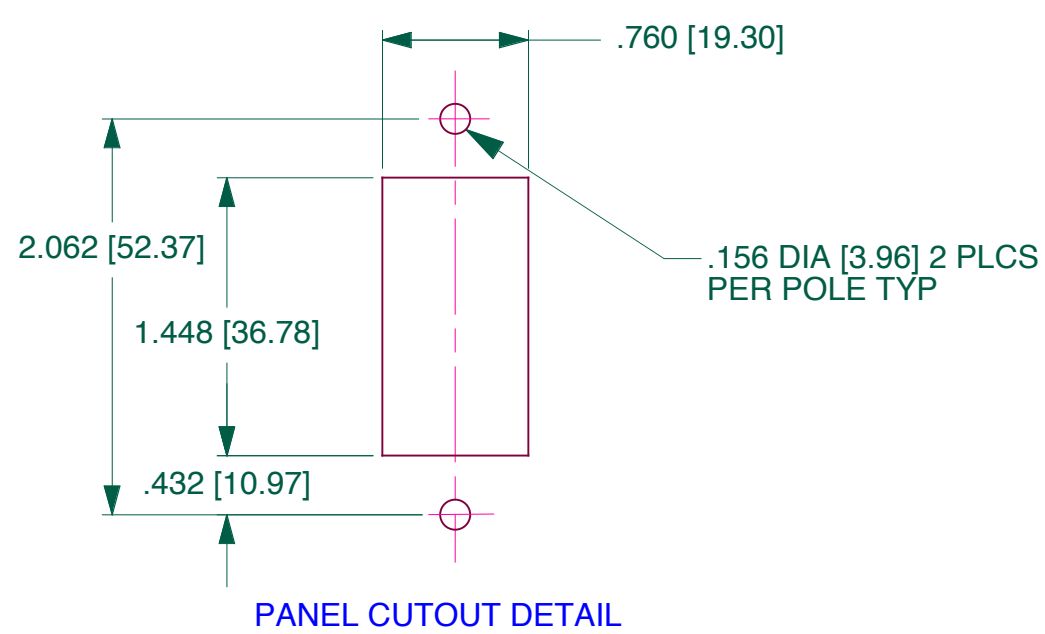
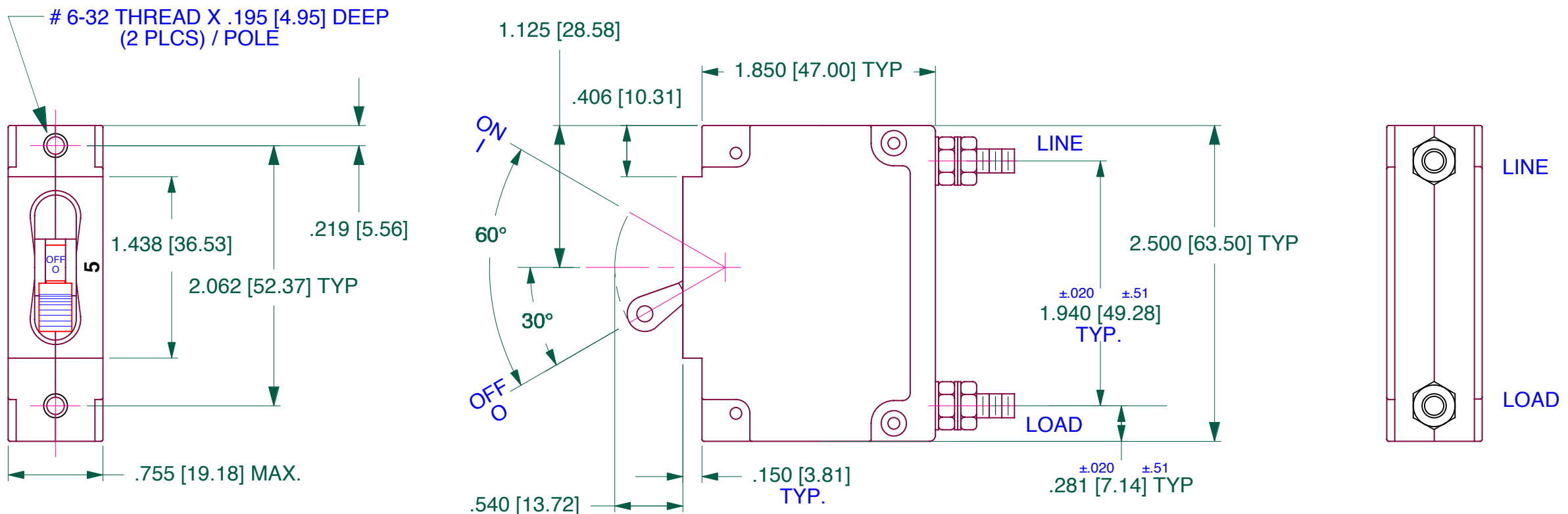


REVISIONS

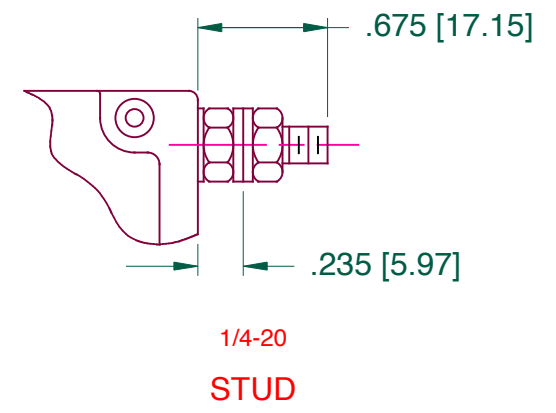
REV	DESCRIPTION	DATE



LABEL INFORMATION:

FL. AMPS
MAX VOLTS
DELAY
CIRCUIT:
TRIP AMPS

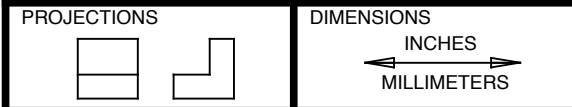
5
150VDC, 120 VAC
36 (LONG)
B0 (SERIES)
6.25



MATERIAL

FINISH

DRAWING INTERPRETATIONS



UNSPECIFIED TOLERANCES
DECIMALS ±.020 (±.510 mm); ANGULAR ±1°

DRAWN BY: MM 4-17-13	CHECKED BY:	SCALE
APPROVED BY:	DATE APPROVED	

DO NOT SCALE DRAWING

TITLE

"C" SERIES
CIRCUIT BREAKER

CARLINGSWITCH, INC.
CIRCUIT BREAKER DIVISION
PLAINVILLE, CT

CONTROL SYMBOLS		TOOL NO.	REV
△	CRITICAL		
□	MAJOR		
		REFERENCE NO.	
		SHEET OF	

SIZE B	DRAWING NO. CA1-X0-17-767-321-L	REV 01
SHEET 1 OF 1		SHEET 1 OF 1