

Conext Automatic Generator Start

Automatically start and stop a generator to meet power needs.



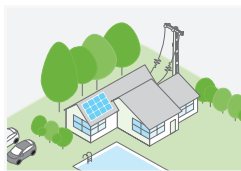
Product at a glance

The Conext™ Automatic Generator Start (AGS) automatically activates or stops a generator in response to changing power requirements. An excellent addition to an off-grid or backup power system, the AGS seamlessly connects to the Xanbus™ network and shares status information with all other devices on the network. It monitors a set of system user-programmable parameters, such as battery voltage, state of charge, or grid power, and activates the generator in response to any changes. The AGS can also be configured remotely using the Conext™ System Control Panel (SCP), Gateway to engage a generator and can assist an inverter/charger when output power demands are high.

Product applications



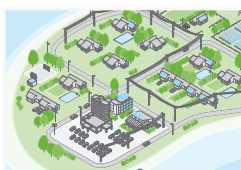
Backup power



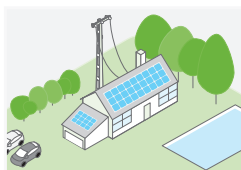
Residential grid-tie solar with backup power



Off-grid solar



Community electrification



Self-consumption

Why choose Automatic Generator Start?

Higher return on investment

- Integrate with an inverter/charger to maximize system power performance

Designed for reliability

- Tested and qualified for harsh environmental conditions (HALT reliability testing)

Flexible

- Works with multiple Xanbus devices: Conext™ XW Pro, XW+, SW, MPPT 60-150, MPPT 80-600, SCP and Gateway
- User-programmable trigger settings to meet specific application needs:
 - Battery voltage
 - SOC
 - Exercise time
 - Quiet time
 - Inverter/charger AC power loads
- Supports manual start and stop operation modes

Easy to service

- Access and troubleshoot AGS device events using the Conext™ Gateway or SCP
- Easily upgrade new firmware to the AGS using the Conext™ Gateway

Easy to install

- Wall mount
- RJ45 connections for Xanbus network cables

True bankability

- Warranty from a trusted partner with 180 years of experience
- World leader in industrial power drives, UPS and electrical distribution
- Strong service infrastructure worldwide to support your global needs

Device short name	Conext™ Automatic Generator Start
Electrical specifications	
Nominal input network voltage	15 Vdc
Max. operating current	200 mA @ nominal input network voltage
Relay contact voltage rating	12 Vdc, 30 Vdc max ¹
Max. relay contact current	5 A DC ¹
Nominal 12/24 V thermostat input voltage	12 Vdc/24 Vdc ¹ = On
Min. 12/24 V thermostat input voltage	9.5 Vdc ¹
Max. 12/24 V thermostat input voltage	30 Vdc ¹
Typical 12/24 V thermostat input current	14.6 mA @ 12 V
Nominal 12/24 V generator running B+ voltage	12 Vdc/24 Vdc ¹ = On
Min. 12/24 V generator running B+ voltage	9.5 Vdc ¹
Max. 12/24 V generator running B+ voltage	30 Vdc ¹
Typical 12/24 V generator running B+ voltage	14.6 mA @ 12 V
General specifications	
Dimensions (H x W x D)	9.55 x 14.6 x 3.7 cm (3.8 x 5.7 x 1.5 in)
Weight	225.0 g (0.5 lb)
Mounting options	Wall-mount
IP rating/location	IP20, indoor only
Warranty	Please refer to our website, SEsolar.com for the latest version of the warranty statement.
Part number	865-1060-01
Communication	
Network protocol	Xanbus
Connectors	2 x RJ45 ports
Regulatory approvals	
Safety	CSA 107.1-01, UL 458 4th edition including the Marine supplement
EMC	FCC part 15B Class B, Industry Canada ICES-0003 Class B, C-Tick
Included parts	
	One network terminator
	One CAT5 cable (2.1 m)
	One mounting plate
	Four #6 screws
Compatible products part numbers	
Conext XW Pro UL(120/240 V)	XW Pro 6848 NA: 865-6848-21
Conext XW+ IEC (230 V)	XW+ 8548 E: 865-8548-61
Conext XW+ UL (120/240 V)	XW+ 6848 NA: 865-6848-01
Conext SW IEC (230 V)	SW 4024: 865-4024-55 / SW 4048: 865-4048-55
Conext SW UL (120 V)	SW 4024: 865-4024-21 / SW 4048: 865-4048-21
Conext MPPT 80 600	865-1032
Conext MPPT 60 150	865-1030-01
Conext Gateway	865-0329
Conext System Control Panel	865-1050-01
Conext Battery Monitor	865-1080-01
Conext Configuration Tool	865-1155-01

¹ Limited to Class 2 levels (100 VA)

Specifications are subject to change without notice.