



Elite Series Solar Panels

Battle Born®

Elite 375W 24V Rigid Solar Panel

Model: BBPV-24-375B

The **Battle Born® Elite 375W 24V Rigid Solar Panel (Blackout Edition)** combines high-performance solar output with a modern, all-black aesthetic. Delivering 375W of power and up to 23% module efficiency, it uses advanced anti-shading technology to ensure consistent energy production, even in low light or partial shade. Built with 60 premium monocrystalline cells, a rugged anodized aluminum frame, and tempered glass, this panel is tested to withstand heavy snow, high winds, salt mist, and constant UV exposure.

The Blackout Edition doesn't just perform—it looks sharp. Its all-black design offers a clean, seamless appearance on rooftops or custom installations, making it as stylish as it is powerful.

Key Features

Higher Power Output, Built for 24V Systems

375W capacity—fewer panels needed.

Next-Generation Efficiency


Up to 23% module efficiency from advanced monocrystalline cells.

Anti-Shading & Low-Light Performance

Consistent power output in low-light conditions.

All-Black Aesthetic

Modern design for a clean, streamlined appearance.



Blackout Edition

375W

Power Output

23%

Module Efficiency

60 Cell

Monocrystalline Module

Weather Tough Construction

Rated for 5400 Pa snow load and 2400 Pa wind load with salt mist and UV resistance.

Durable Build

Rigid aluminum framing and tempered glass.

Proven Longevity

Supported by a 10-year workmanship warranty and 25-year linear performance warranty.

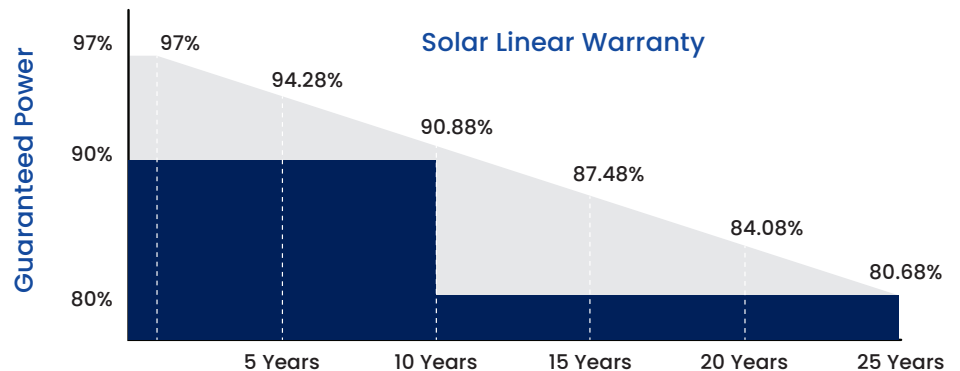
Performance Warranty

10

Year Product Warranty

25

Year Performance Warranty



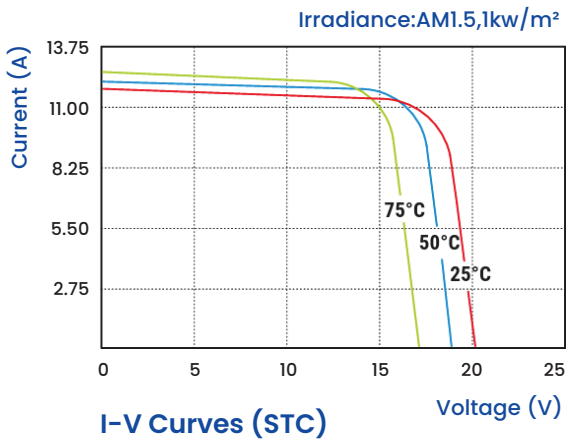


Battle Born®

Elite 375W 24V Rigid Solar Panel

Model: BBPV-24-375B

Elite Series Solar Panels



Electrical Characteristics

Maximum Power P _{max}	375W
Voltage at P _{max} V _{mp}	34.4V
Current at P _{max} I _{mp}	10.91A
Open-circuit voltage V _{oc}	40.6V
Short-circuit current I _{sc}	11.55A
Temperature coefficient of V _{oc}	-(80±10)mV/°C
Temperature coefficient of I _{sc}	(0.065±0.015)%/°C
Temperature coefficient of power	-(0.5±0.05)%/°C
NOCT Air 20°C; Sun 0.8kW/m ² wind 1m/s	47±2°C
Operating temperature	-40°F to 185°F -40°C to 85°C
Maximum system voltage	1000V DC
Power tolerance	± 5%

*STC: Irradiance 1000W/m², AM1.5 spectrum, module temperature 25°C

*NOCT: Nominal operating cell temperature (the data is only for reference)

Specifications

Cells

Monocrystalline Silicon Solar Cell

Number of cells and connections

60 (5 x 12)

Module dimension

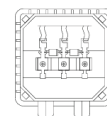
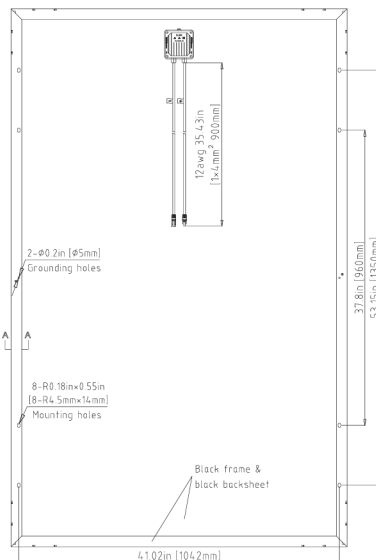
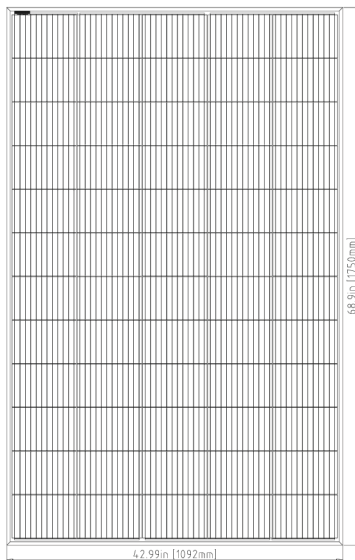
68.90" x 42.99" x 1.38"

Weight

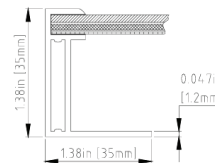
44.60 lbs.

Packing information (Carton)

70.67" x 44.76" x 2.76"



Junction Box
Top View (Lid Open)



Section A-A

