



Battle Born®

Elite 230W 12V Rigid Solar Panel

Model: BBPV-12-230

The **Battle Born® Elite 230W 12V Rigid Solar Panel** delivers powerful output while optimizing roof space. Its 23% module efficiency and anti-shading cell design provide more usable energy per panel, reducing the number of panels needed in a system. Engineered with a durable anodized aluminum frame and tempered glass, it is tested to withstand snow, wind, UV, and salt mist exposure. The Elite 230W is the ideal balance of compact size, high output, and proven reliability for medium-sized off-grid systems.

Key Features

Higher Power Output in the Same Footprint

More watts per panel versus standard modules.

Anti-Shading Technology

Maintains consistent power output in low-light or shaded conditions.

230W Power Output


Designed for 12V applications.

Optimized Dimensions

Measures 59.8" x 30.1" x 1.4", weighs 28 lbs.

Weather Tough Design

Rated for 5400 Pa snow load and 2400 Pa wind load with salt mist and UV resistance.



230W
Power Output

23%
Module Efficiency

64 cell
Monocrystalline Module

Built to Last

Heavy-duty aluminum framing and low-iron tempered glass ensure strength and high-light transmission.

Long-Term Reliability

Backed by a 10-year workmanship warranty and 25-year linear performance warranty.

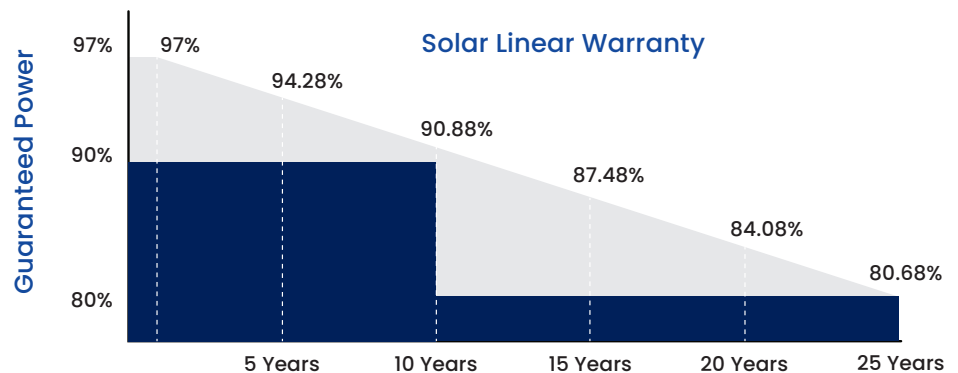
Performance Warranty

10

Year Product Warranty

25

Year Performance Warranty



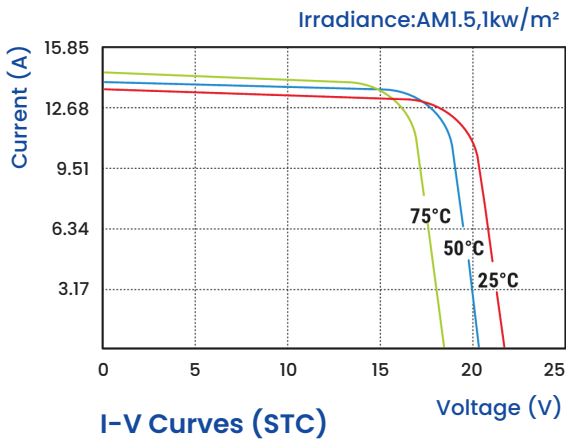


Battle Born®

Elite Series Solar Panels

Elite 230W 12V Rigid Solar Panel

Model: BBPV-12-230



Electrical Characteristics

Maximum Power P _{max}	230W
Voltage at P _{max} V _{mp}	18.37V
Current at P _{max} I _{mp}	12.56A
Open-circuit voltage V _{oc}	21.57V
Short-circuit current I _{sc}	13.39A
Temperature coefficient of V _{oc}	-(80±10)mV/°C
Temperature coefficient of I _{sc}	(0.065±0.015)%/°C
Temperature coefficient of power	-(0.5±0.05)%/°C
NOCT Air 20°C; Sun 0.8kW/m ² wind 1m/s	47±2°C
Operating temperature	-40°F to 185°F -40°C to 85°C
Maximum system voltage	1000V DC
Power tolerance	± 5%

*STC: Irradiance 1000W/m², AM1.5 spectrum, module temperature 25°C
 *NOCT: Nominal operating cell temperature (the data is only for reference)

Specifications

Cells	Monocrystalline Silicon Solar Cell
Number of cells and connections	64 (4 x 16)
Module dimension	59.84" x 30.12" x 1.38"
Weight	28.03 lbs.
Packing information (Carton)	61.61" x 31.89" x 2.76"

